

SERIES 70

MODEL 706 / 707

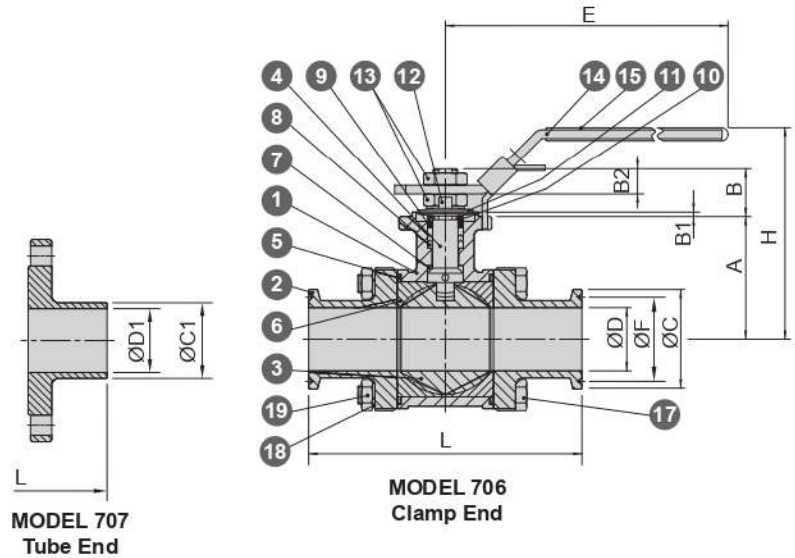
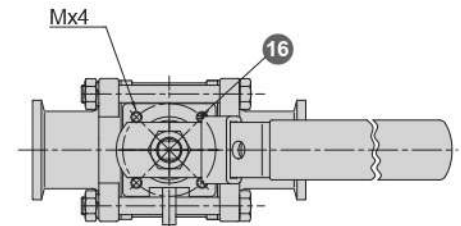
3-Piece Sanitary
Ball Valve
T-Clamp / Tube



Pressure Rating	PN64 (1/2"-2") PN50 (2 1/2"-4")
Material	EN10213-1.4408, ASTM A351-CF8M
Seat	Cavity filled PTFE, Non-cavity filled TFM1600
Bore Type	Standard bore
Additional Features	<ul style="list-style-type: none"> • Anti-static device (Ball-stem-body) • Surface roughness: Ra ≤ 0.4 μm • Able to mount actuators with extra parts

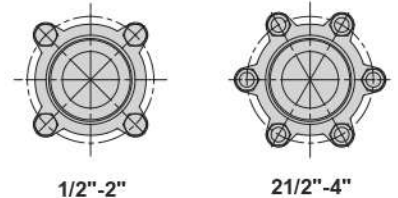
MATERIALS LIST

NO.	PART NAME	QTY	MATERIAL
1	BODY	1	1.4408(CF8M)
2	END CAP	2	1.4408(CF8M)
3	BALL	1	SUS316
4	STEM	1	SUS316
5	PACKING	2	PTFE
6	SEAT/CAVITY FILLER	2	PTFE
7	STEM SEAL	1	R.PTFE
8	V-RING PACKING	1SET	PTFE
9	BUSHING	1	50% S.S. POWDER FILLED PTFE
10	GLAND	1	SUS304
11	BELLEVILLE WASHER	2	SUS304
12	LOCK SADDLE	1	SUS304
13	STEM NUT	2	SUS304
14	HANDLE	1	SUS304
15	HANDLE SLEEVE	1	VINYL
16	STOP PIN	1	SUS304
17	BOLT	4-6	SUS304
18	WASHER	4-12	SUS304
19	BOLT NUT	4-12	SUS304



DIMENSIONS (mm)

SIZE	A	B	B1	B2	ØC	ØD	ØC1	ØD1	ØF	E	H	L	M	ISO 5211
1/2"	37	18.8	2	9.3	25	9.5	12.7	9.4	20.24	136	72	89.1	M5	F03
3/4"	40.3	18.8	2	9.3	25	15.9	19.05	15.75	20.24	136	74	101	M5	F03
1"	50	20.4	2	10.7	50.4	22.2	25.4	22.2	43.6	152	92	114	M5	F04
1 1/2"	63	26.8	3	12.6	50.4	35	38.1	34.8	43.6	190	109	140	M6	F05
2"	71.3	26.8	3	12.6	64	47.5	50.8	47.5	56.3	190	117	156	M6	F05
2 1/2"	89.9	33.5	3	17	77.5	60.3	63.5	60.2	70.6	287	147	197	M8	F07
3"	99	33.9	3	17	90.9	73	76.2	72.9	83.3	304	156	229	M10	F10
4"	120	33.9	3	17	118.9	97.4	101.6	97.4	110.3	440	178	241	M10	F10



SERIES 10
 SERIES 20
 SERIES 30
SERIES 70
 SERIES 85
 SERIES 90
 SERIES 95
 SERIES
 MPY / MP
 OTHER VALVES
 AND
 VALVES PARTS
 PRESSURE
 TEMPERATURE
 RATINGS