

SERIES 95

MODEL
951 / 952 / 953
3-Piece High Pressure
Ball Valve



Pressure Rating

95F 2000WOG (1/4"-1")
1500WOG (1 1/4"-2")
1000WOG (2 1/2"-4")
95R 2000WOG (1/2"-1 1/4")
1500WOG (1 1/2"-2 1/2")
1000WOG (3"-4")

Material ASTM A351-CF8M,
ASTM A890-CE3MN (1.4410)

Seat TFM1600

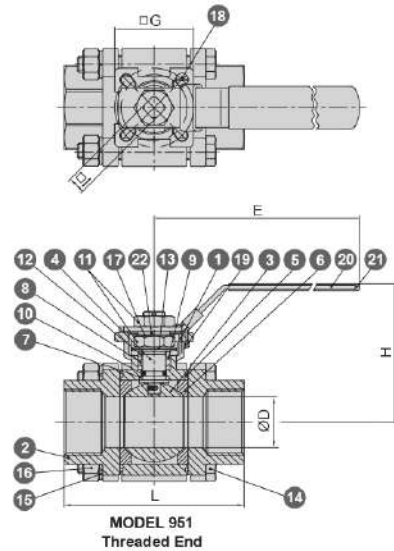
Bore Type Full bore, Reduced bore

Additional Features

- Available connections: Threaded, Socket weld, Butt weld
- ISO 5211 direct mounting pad

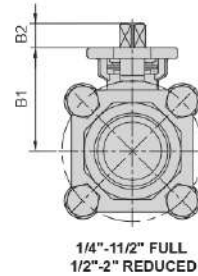
MATERIALS LIST

NO.	PART NAME	QTY	MATERIAL
1	BODY	1	CF8M
2	END CAP	2	CF8M
3	BALL	1	SUS316
4	STEM	1	SUS316
5	PACKING	2	PTFE
6	SEAT	2	TFM1600
7	STEM SEAL	1	R.PTFE
8	V-RING PACKING	1SET	PTFE
9	BUSHING	1	50% S S POWDER FILLED PTFE
10	O-RING	1	VITON
11	STEM NUT	2	SUS304
12	GLAND	1	SUS304
13	BELLEVILLE WASHER	2	SUS304
14	BOLT	4-16	SUS304
15	WASHER (1/4"-11/2")	4	SUS304
16	BOLT NUT (1/4"-11/2")	4	SUS304
17	LOCK SADDLE	1	SUS304
18	STOP PIN	1	SUS304
19	STOP PIN NUT	1	SUS304
20	HANDLE	1	SUS304
21	HANDLE SLEEVE	1	VINYL
22	HANDLE WASHER	1	SUS304

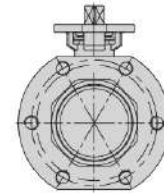


MODEL 952
Socket Weld End

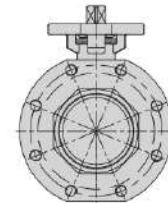
MODEL 953
Butt Weld End



1/4"-11/2" FULL
1/2"-2" REDUCED



2" FULL
2 1/2" REDUCED



2 1/2"-4" FULL
3"-4" REDUCED

DIMENSIONS (mm)

SIZE	B1		B2		ØD		Ød1		E	DG		H		I	L		L1	O		ØP		RT	S	ISO 5211					
	F	R	F	R	F	R	F	R		F	R	F	R		F	R		F	R	F	R			F	R	F	R	F	R
DN8 1/4"	40.5	-	9	-	11.6	-	-	-	128	42	-	70.8	-	9	-	64.8	-	75	-	-	-	-	14.2	-	11	-	F03 F04	-	
DN10 3/8"	40.5	-	9	-	12.5	-	-	-	128	42	-	70.8	-	9	-	64.8	-	75	-	-	-	-	17.7	-	11	-	F03 F04	-	
DN15 1/2"	40.5	40.5	9	9	15	12.5	16	16	128	42	42	70.8	70.8	9	9	72.5	72.5	75	75	1	1	21.7	21.7	21.9	21.9	12	12	F03 F04	F03 F04
DN20 3/4"	43.7	40.5	9	9	20	15	21.4	21.4	128	42	42	74.1	70.8	9	9	85.4	72.5	85.4	75	1	1	27.2	27.2	27.2	27.2	14	14	F03 F04	F03 F04
DN25 1"	52	43.7	14	9	25	20	27.2	27.2	167	50	42	85.4	74.1	11	9	105.3	85.4	105.3	85.4	1	1	34	34	33.9	33.9	14	14	F04 F05	F03 F04
DN32 1 1/4"	57	52	14	14	32	25	35.5	35.5	167	50	50	90.5	85.4	11	11	111	105.3	111	105.3	1	1	42.7	42.7	42.7	42.7	15	15	F04 F05	F04 F05
DN40 1 1/2"	77	57	15.5	14	38	32	41.2	41.2	215	70	50	110.9	90.5	14	11	127.3	111	127.3	111	1	1	48.6	48.6	48.8	48.8	17	17	F05 F07	F04 F05
DN50 2"	85.2	77	15.5	15.5	50	38	52.5	52.5	215	70	70	119	110.9	14	14	142.8	127.3	142.8	127.3	1.6	1.6	60.5	60.5	61.3	61.3	19	19	F05 F07	F05 F07
DN65 2 1/2"	111.5	85.2	16.5	15.5	65	50	65.9	65.9	322	100	70	163.2	119	17	14	185	142.8	185	142.8	2	2	76.3	76.3	74	74	21	21	F07 F10	F05 F07
DN80 3"	120.5	111.5	16.5	16.5	80	65	80	80	322	100	100	173.2	163.2	17	17	205	185	205	185	2	2	90	90	90	90	25	25	F07 F10	F07 F10
DN100 4"	131.5	120.5	21.5	16.5	100	80	102.5	102.5	320	100	100	187.5	173.2	22	17	240	205	240	205	2	2	115	115	115.6	115.6	30	30	F10	F07 F10

SERIES 10
SERIES 20
SERIES 30
SERIES 70
SERIES 85
SERIES 90
SERIES 95
SERIES M / MP
OTHER VALVES AND VALVE PARTS
PRESSURE-TEMPERATURE RATING